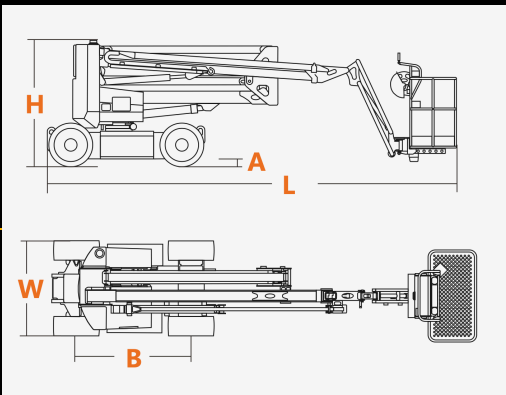
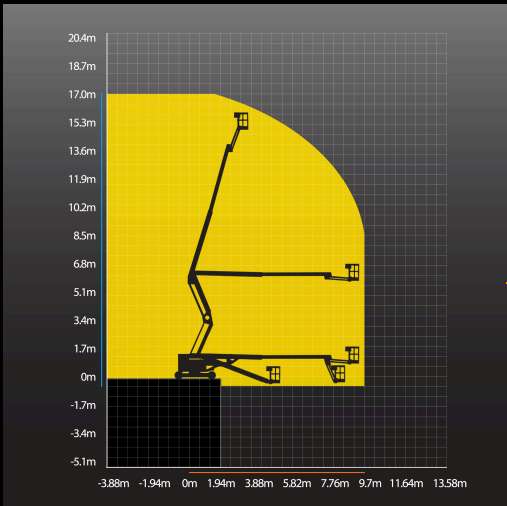


Dingli BA17NE

Electric Boom Lift



Platform Specifications

Max. Working Height	17.0m
Max.Platform Height	15.0m
Max.Horizontal Reach	9.70m
Up And Over Clearance	7.0m
(L) Overall Length(Stowed)	5.06m
(W) Overall Width(Stowed)	1.5m
(H) Overall Height(Stowed)	2.06m
Platform Size(Length×Width)	0.76m × 1.45m
(A) Ground Clearance	0.13m
(B) Wheelbase	1.80m
Lift Capacity	227kg
Max Occupants	2
Tailswing Turntable	0m
Turning Radius (Inside/Outside)	2.17m/3.14m
Turret Rotation (Continuous)	355°
Platform Rotation	180°
Jib Movement	65°
Gradeability	25%
Max Working Slope	X-3°/Y-3°
Weight	7,950kg



Battery Powered



Diesel Powered



Dual Fuel



Hybrid



4x4



Jack Legs



Non Marking Tyres



Power-To-Platform



Basket Rotation

[SPECIFICATION SHEET](#)

[ENQUIRE NOW](#)

Call our hire desk

0800 085 3709

MACHINE INFORMATION

The Dingli BA17NE is a compact electric articulated boom lift designed for safe and efficient access in confined or indoor workspaces. It offers a maximum working height of 17 meters and a horizontal outreach of 9.7 meters, with a narrow 1.50-meter-wide chassis. Powered by a 48V 300Ah lithium battery, the BA17NE operates quietly and without emissions, making it ideal for environmentally sensitive areas. Key features include a self-levelling platform, non-marking tyres, zero tail swing, and a 227 kg platform capacity. With smooth proportional controls and built-in safety systems, it provides reliable performance and operator confidence in a wide range of aerial work applications.

STANDARD FEATURES

The Dingli BA17NE has a platform load capacity of 227 kg, it supports two workers plus tools, yet remains relatively lightweight at 7,950kg.

It delivers a working height of 17m with horizontal outreach up to 9.7m and an up and over clearance of 7m.

Equipped with non-marking tyres, it protects delicate surfaces while providing stable traction for indoor aerial work.

Onboard Diagnostics & Smart Controls

Integrated proportional controls and self-diagnostics simplify operation and maintenance while improving safety and reliability.

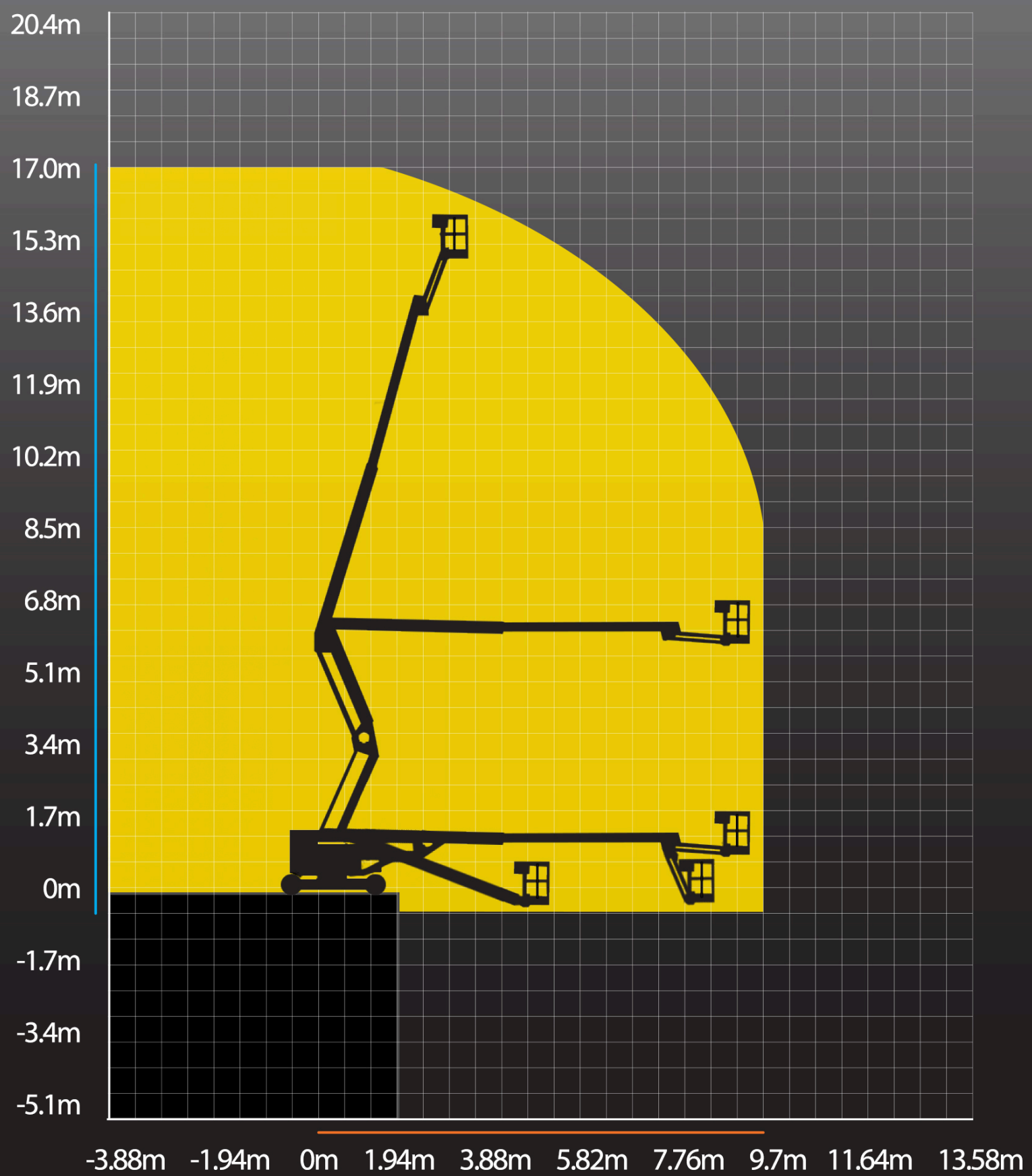
355° Non-Continuous Turntable Rotation

The turntable offers wide, sweeping access without full rotation—ideal for controlled movement in constrained indoor environments.

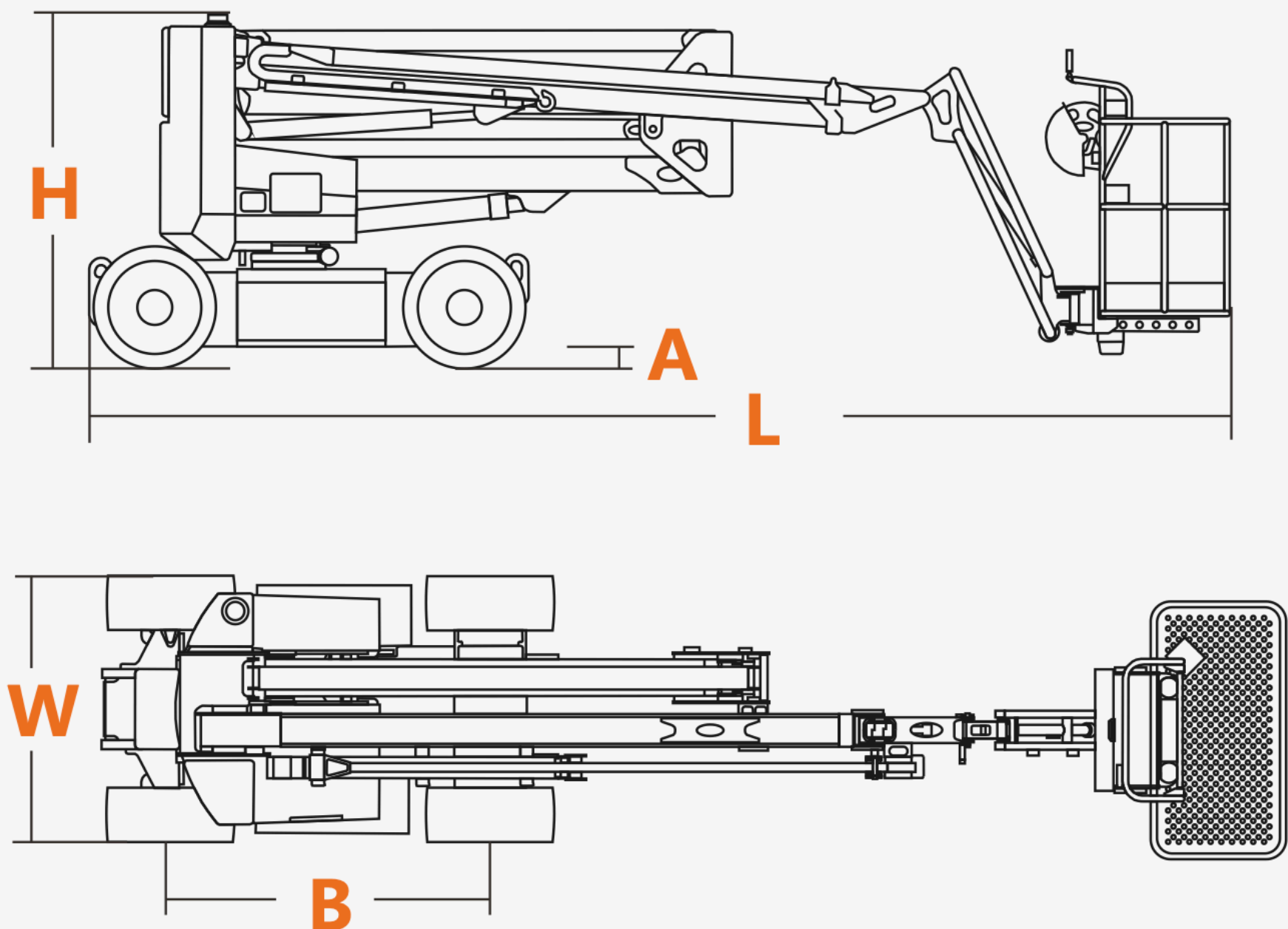
Self-Levelling Platform for Maximum Stability

This reduces the need for manual adjustments and ensures consistent platform alignment in all conditions.

WORKING ENVELOPE



DIMENSIONS



HIRE Dingli BA17NE Electric Boom Lift WITH AERIAL PLATFORMS

We're recognised as one of the leading privately owned single source MEWP rental companies in the UK, dedicated to making powered access simple.

Our professional team are ready and waiting for you. If you have any questions or thoughts, we're here to answer them!

-  **0800 085 3709**
-  **01942 601 752**
-  **info@aerialplatforms.co.uk**
-  **Aerial Platforms Ltd**
Denebrook Court
Greenfold Way
Leigh
Greater Manchester
WN7 3FZ

"*" indicates required fields

Step 1 of 2



REQUEST A CALLBACK

Are you a Limited company? *

- ☐ Yes
- ☐ No

Company name

Company Website (Optional)

Your email

NEXT

*These specifications are a guide only and are subject to change due to manufacturer and supplier availability. APL Aerial Platforms and its suppliers cannot be held liable for any loss, damage or injury sustained through the use of this website to select and specify equipment.

DOWNLOAD OUR LATEST PRODUCT GUIDE NOW AND SPEAK TO OUR TEAM

DOWNLOAD



We provide MEWP Hire (Mobile Elevated Work Platforms), Aerial Lifts, Access Hire including: Cherry Picker Hire, [Boom Lift Hire](#), [Scissor Lift Hire](#), Telehandlers & more throughout the UK. [Browse Service Locations](#).



Navigate

[NEWS](#)

[BLOGS](#)

[FAQS](#)

[OPEN AN ACCOUNT](#)

[CAREERS AT APL](#)

[CONTACT US](#)

[COMMITTED TO SAFETY](#)

[PRIVACY POLICY](#)